

To,

**The Principal
Basavaprabhu Kore College,
Chikodi.**


Sub: Permission to go for Botanical study tour regd.....

Respected Sir,


With respect to the above cited subject M.Sc. 1st semester students and faculty members of P.G. Department of Botany have planned to go to **Amboli** for study tour as it is mandatory according to 1st semester M.Sc. Botany syllabus of Rani Channamma University. We planned our visit to the above said location on 16/10/2018. In this regard I request you to kindly permit us for the same and do the needful.

Thanking You,

Place: Chikodi
Date: 12/10/2018


The Co-ordinator,
P.G. Department of Botany
THE CO-ORDINATOR
P.G. Department of Botany
B. K. College, Chikodi

Enclosure: List of Students and faculty members


15-10-18
PRINCIPAL
B. K. Arts, Science & Commerce College
CHIKODI - 591 201



P.G. DEPARTMENT OF BOTANY
Basavaprabhu Kore Art's, Science and Commerce College, Chikodi


M.Sc. I Semester

List of Students and Staff attending the study tour

Sl. No.	Name of the student	Contact number	Signature
01	Ms. AnkitaMagadam	7829627757	<i>Ankita</i>
02	Mr. ArunkumarPujeri	9945879925	<i>Arjun</i>
03	Mr. BaleshHavani	9916565616	<i>Balesh</i>
04	Ms. LaxmiHalingali	9108031008	<i>Laxmi</i>
05	Ms. MayuriJasud	9902939251	<i>Mayuri</i>
06	Ms. NazmeenMakandarBawa	8722070877	<i>Nazmeen</i>
07	Ms. Pragati Patil	7795437668	<i>Pragati</i>
08	Ms. PriyankaSalunkhe	8197556205	<i>Priyanka</i>
09	Mr. SagarKammar	7829289100	<i>Sagar</i>
10	Mr. SandeshKustigar	9731988415	<i>Sandesh</i>
11	Mr. SatishDandinnavar	7259546165	<i>Satish</i>
12	Ms. Savita Hirekudi	9902753707	<i>Savita</i>
13	Mr. ShivanandJadagoudar	8123421561	<i>Shivanand</i>
14	Ms. SujataBandagar	7026805410	<i>Sujata</i>
15	Ms. SwapnaBenurakar	9916255845	<i>Swapna</i>
16	Mr. Vasudev Patil	8123795079	<i>Vasudev</i>
17	Ms. VidyaSattigoudar	8496947075	<i>Vidya</i>
18	Ms. VijayalaxmiDanannavar	7975703942	<i>Vijayalaxmi</i>
19	Ms. TejaswiniKambar	7338109403	<i>Tejaswini</i>

List of the staff members

Sl.No.	Name	Designation
1	Dr. G.P. Yelvattimath	Associate Professor
2	Dr. Kambhar S. V.	Lecturer
3	Dr. R.R. Patil	Lecturer
4	Mr. Shivanand Patil	Non-teaching staff


 THE CO-ORDINATOR
 P. G. Department of Botany
 B. K. College, Chikodi

ONE DAY BOTANICAL FIELD TRIP



**A STUDY TOUR REPORT SUBMITTED TO RANI CHANNAMMA
UNIVERSITY, BELAGAVI, FOR PARTIAL FULFILLMENT OF
PRACTICAL II**

M.Sc. I SEMESTER

SUPERVISED

BY

DR. SIDANAND V. KAMBHAR M.Sc., Ph.D., K-SET

DR. RAHUL R. PATIL M.Sc., Ph.D., K-SET

P.G. DEPARTMENT OF BOTANY
BASAVAPRABHU KORE ART'S, SCIENCE AND COMMERCE
COLLEGE, CHIKODI- 591 201
BELAGAVI, KARNATAKA

OCTOBER 2018



CERTIFICATE

Date:

Examination Seat No. _____

This is to certify that Kum./ Shri _____
is the student of M.Sc. _____ Semester has satisfactorily completed the One
Day Botanical field trip for partial fulfillment of Practical II (1.3: Systematic Botany
of Angiosperms) prescribed by the Rani Channamma University, Belagavi for the
year 201__-201__.

Signature of the Course In-charge

The Co-ordinator
P.G. Dept. of Botany

ACKNOWLEDGEMENT

I would like to thank our beloved Principal Dr. M.T. Kurani who permitted us to visit study area and also for providing all the facilities and support during our study tour.

I would also like to express my sincere thanks to our respected Co-ordinator Dr. G. P. Yelavattimath for providing me an opportunity to undergo such wonderful tour, which helps us in getting practical knowledge about our field work.

I wish to pay high regards to my loving parents and grandparents for their sincere encouragement and motivation throughout my career.

I acknowledge a very special thanks to our teaching faculty Dr. Sidanand V. Kambhar and Dr. Rahul R. Patil for providing the detailed information about the various aspects with respect to plant collection methods, identification, precautions in field collection during the entire tour.

I would like to mention sincere thanks to my class friends for their constant help and encouragement throughout the tour programme.

TABLE OF CONTENTS

Sl. No.	<i>Acknowledgements</i>	<i>i</i>
	<i>Table of Contents</i>	<i>ii</i>
1	INTRODUCTION	1-2
2	OBSERVATIONS	2-4
3	OBJECTIVES OF STUDY TOUR	5
4	LEARNING FROM THE STUDY TOUR	5
5	CONCLUSION	6

Introduction

Botanical studies of a local region not only are of a didactic value, but they are also the source of information for students on diversity of nature and a necessity for protection of the region they live in. Going outdoors, visiting nearby and farther surroundings, together with students and teachers, can observe the principal properties, record and collect plants or analyze and describe plant communities and vegetation of the given region. As a part of M.Sc. curriculum, one day field trip was organized on 16-10-2018 by Post Graduate Department of Botany, KLE Society's Basavaprabhu Kore Art's, Science and Commerce College, Chikodi under Rani Channamma University, Belagavi, Karnataka.

We gathered in our college campus at around 6:30 am and started journey from the college at 7:00 am with the guidance and company of our lecturer and class friends. We reached our first destination around 9.30 am at Ramthirth temple, Medhewadi Village in Ajara Taluka in Kolhapur District of Maharashtra State, next reached at Hiranyakeshwar temple near Amboli falls at 12.30 pm and subsequently reached at Kavale sad point in Amboli around 4.30 pm. Return journey started at 6.00 pm and reached our college campus successfully at 8.00 pm.

The study area i.e. Amboli is a hill station in Sindhudurg district, south Maharashtra, India. It lies in the Sahayadri Hills of Western India, located an altitude of 690 m (2,260 ft). It is last hill station before the coastal highlands of Goa. It is considered one of the world's "Eco Hot-Spots" and it surrounds with unusual flora and fauna. The source of the Hiranyakeshi river lies in the hills around Amboli village, and an ancient Shiva temple (called Hiranyakeshwar) sits at the cave where the water emerges. The main attraction for tourists is the incredibly-high rainfall (7 m average, per year) and the numerous waterfalls and mist during the monsoons.

The Ramthirth temple area around the river's origin being a sacred grove is protected by the locals. It abounds with natural beauty particularly during the monsoon months when fresh rain water transforms the landscape into a lush green oasis with different types of mushrooms which sprout out along its banks. There are also a variety of plants like *Creteva adansonii* DC. (Capparaceae), *Melastoma malabathricum* L. (Melastomataceae) and *Phyllanthus lawii* Grah. (Euphorbiaceae) are dominant there.

List of Students and Staff

Sl. No.	Name of the student
01	Ms. Ankita Magadum
02	Mr. Arunkumar Pujeri
03	Mr. Balesh Havani
04	Ms. Laxmi Halingali
05	Ms. Mayuri Jasud
06	Ms. Nazmeen Makandar Bawa
07	Ms. Pragati Patil
08	Ms. Priyanka Salunkhe
09	Mr. Sagar Kammar
10	Mr. Sandesh Kustigar
11	Mr. Satish Dandinnavar
12	Ms. Savita Hirekudi
13	Mr. Shivanand Jadagoudar
14	Ms. Sujata Bandagar
15	Ms. Swapna Benurakar
16	Mr. Vasudev Patil
17	Ms. Vidya Sattigoudar
18	Ms. Vijayalaxmi Danannavar
19	Ms. Tejaswini Kambar

List of the staff members

Sl.No.	Name	Designation
1	Dr. Sidanand V. Kambhar	Lecturer
2	Dr. Rahul R. Patil	Lecturer

Observations

A total 43 species belonging to 29 families have been collected and identified with aid of flora (see, Table). Among 43 species, some of the notable species are *Nilgirianthus heyneanus* (Nees) Bremak., a shrubby, branches hirsute. Spikes 3-4 together, on trichotomous peduncles. Flowers with corolla blue collected at Kavale sad point Amboli. *Mallotus philippensis* (Lam.) Muell.-Arg., a small trees, fruit produces a red dye found near Hiranyakeshwar temple. Similarly, *Phyllanthus lawii* Grah., a slender plant, flowers are small, in fascicles in leaf axils.

The *Tragia muelleriana* Pax et Hoffm, plant with stinging hairs. The species of *Nothapodytes nimmoniana* (J. Grah.) Mabberley is highly medicinal plant containing anticancer property. The member of *Melastoma malabathricum* L. is dominated in study area and identified easily based on three subparallel prominent nerves on leaf and dimorphic stamens. A small tree *Ligustrum perrottetii* A. DC. with flowers with thyrsoid panicles with white fragrant flowers. A member of Urticaceae *Boehmeria macrophylla* Hornem., a small perennial herbs, the fibre of the stem is of excellent quality.

Sl. No.	Family name	Botanical name
1	Acanthaceae	<i>Lepidagathis prostrata</i> Dalz.
2	Acanthaceae	<i>Nilgirianthus heyneanus</i> (Nees) Bremak.
3	Amaranthaceae	<i>Achyranthes coynei</i> Sant.
4	Apiaceae	<i>Pimpinella heyneana</i> (DC.) Kurz.
5	Asteraceae	<i>Cyathocline purpurea</i> (Buch.-Ham. ex D. Don.) O Ktze
6	Asteraceae	<i>Elephantopus scaber</i> L.
7	Asteraceae	<i>Phyllocephalum scabridum</i> (DC.) Krikman
8	Asteraceae	<i>Senecio bombayensis</i> Balakr.
9	Asteraceae	<i>Tricholepis amplexicaulis</i> Cl.
10	Capparaceae	<i>Creteva adansonii</i> DC.
11	Clusiaceae	<i>Garcinia indica</i> (Thou.) Chois
12	Clusiaceae	<i>Garcinia talbotii</i> Raiz. ex Sant.
13	Commelinaceae	<i>Murdannia simplex</i> (Vahl) Brenan
14	Dioscoreaceae	<i>Dioscorea pentaphylla</i> L.
15	Ebenaceae	<i>Diospyros montana</i> Roxb.

Sl. No.	Family name	Botanical name
16	Eriocaulaceae	<i>Eriocaulon setaceum</i> L.
17	Euphorbiaceae	<i>Mallotus philippensis</i> (Lam.) Muell.-Arg.
18	Euphorbiaceae	<i>Phyllanthus lawii</i> Grah.
19	Euphorbiaceae	<i>Tragia muelleriana</i> Pax et Hoffm
20	Fabaceae	<i>Desmodium triquetrum</i> (L.) DC.
21	Fabaceae	<i>Vigna vexillata</i> (L.) A. Rich.
22	Gentianaceae	<i>Canscora diffusa</i> (Vahl) R. Br.
23	Gesneriaceae	<i>Rhynchoglossum notonianum</i> (Wall) Burtt.
24	Gesneriaceae	<i>Rhynchoglossum obliquum</i> Blume
25	Hypoxidaceae	<i>Curculigo orchioides</i> Gaertn.
26	Icacinaceae	<i>Nothapodytes nimmoniana</i> (J. Grah.) Mabberley
27	Lamiaceae	<i>Scutellaria discolor</i> Wall ex Benth.
28	Malvaceae	<i>Hibiscus hispidissimus</i> Grif.
29	Malvaceae	<i>Kyadia calycina</i> Roxb.
30	Melastomaceae	<i>Melastoma malabathricum</i> L.
31	Melastomaceae	<i>Memecylon umbellatum</i> Burm. f.
32	Menispermaceae	<i>Cyclea peltata</i> (Lamk.) Hook.f. & Thom.
33	Oleaceae	<i>Ligustrum perrottetii</i> A. DC.
34	Orchidaceae	<i>Habenaria grandifloriformis</i> Blatt. & McCann
35	Polygonaceae	<i>Persicaria barbata</i> (L.) Hara
36	Rubiaceae	<i>Canthium dicoccum</i> (Gaertn.) Teys & Binn
37	Rubiaceae	<i>Mussaenda glabrata</i> (Hook.f.) Hutch ex Gamble
38	Rubiaceae	<i>Neanotis foetida</i> (Hook.f.) W. H. Lewis
39	Smilacaceae	<i>Smilax zeylanica</i> L.
40	Symplocaceae	<i>Symplocos racemosa</i> Roxb.
41	Urticaceae	<i>Boehmeria macrophylla</i> Hornem.
42	Verbenaceae	<i>Clerodendrum wallichii</i> Merr.
43	Vitaceae	<i>Cayratia tenuifolia</i> (Wight & Arn.) Gagnep.

Objectives of Study Tour

- Visiting forest area is an important task to acquire an in-depth knowledge about the forests, which helps us to know about various ecosystems.
- Identification of different trees/shrubs/climbers and herb species in the field with simple tricks.
- To observe invasive exotics, which are responsible for various threats to the biodiversity and diseases affecting the growth of the plant.
- To know about the different wildlife species, their habitats and niche, their interaction with various ecosystems, threat due to poaching and hunting, and what are the protection measures carried out by local peoples.
- A visit would provide a conceptual knowledge and experience about the advances into the field of taxonomy and it would also help in knowing about how research work will be carried out.
- We will know about the sustainable and economical ways of conserving the forests and ways of increasing forest cover.

Learning from the Study Tour

- After attending this tour, I have acquainted myself with the objective of conservation and management of Biodiversity, Forests and Ecosystems.
- I have familiarized myself with the different taxonomic families in the forest area.
- This study tour has helped me a lot in getting the knowledge about the cultural, social and biological diversity in study area.
- I have also acquainted myself with the knowledge of climatic conditions prevailing in study area.

Conclusion

- ❖ As we know it, Forests and its resources are universally required for the continuation of human society. It is very essential to create awareness among peoples to use minimum resources from the forest in turns they should involve in forest management in a sustainable manner.
- ❖ Loss of forest resources exceeds national boundaries and affects the entire planet. Hence, the roles of various national and international agencies become vitally important in order to minimize any potential downside and to maximize the upside. Governments, NGOs, intergovernmental panels and the like must work more closely in order to resolve the pressing issues facing the forests. In many cases a collaborative approach will provide a solution which is more acceptable to all parties, and more robust than a solution that is developed unilaterally.
- ❖ It is with a great deal of urgency that we must turn that record around and ensure that we have sustainably managed forests for the generations that are to follow. Only a long term global commitment to conservation and sustainable development can reverse the tide of uncontrolled deforestation.






Figure 1. *Boehmeria macrophylla* Hornem. (Urticaceae); 2. *Dioscorea pentaphylla* L. (Dioscoreaceae); 3. *Melastoma malabathricum* L. (Melastomataceae); 4. *Ligustrum perrottetii* A. DC. (Oleaceae); 5. *Nilgirianthus heyneanus* (Nees) Bremak. (Acanthaceae); 6. *Nothapodytes nimmoniana* (J. Grah.) Mabberley (Icacinaceae); 7. *Scutellaria discolor* Wall ex Benth. (Lamiaceae); 8. *Senecio bombayensis* Balakr. (Asteraceae); 9. *Tragia muelleriana* Pax et Hoffm (Euphorbiaceae); 10. Group photo in Ramthirth temple, Medhewadi Village, Ajara; 11. Group photo near Hiranyakeshwar temple forest, Amboli